



भारत सरकार | GOVERNMENT OF INDIA | वित्त मंत्रालय | MINISTRY OF FINANCE | राजस्व विभाग | DEPARTMENT OF REVENUE

केंद्रीय अप्रत्यक्ष कर एवं सीमा शुल्क बोर्ड
CENTRAL BOARD OF INDIRECT TAXES AND CUSTOMS
प्रणाली एवं आंकडा प्रबंधन के अपर महानिदेशक का कार्यालय, बेंगलूरु
OFFICE OF THE ADDITIONAL DIRECTOR GENERAL OF
SYSTEMS AND DATA MANAGEMENT, BENGALURU

पी.बी.सं. 5400, केंद्रीय राजस्व भवन, क्वीन्स मार्ग, बेंगलूरु - 560 001.

P.B. No 5400, Central Revenue Building, Queen's Road, Bengaluru - 560 001.

मि.सं. IV/16/08/2018 प्र.नि.बें.

C.No. IV/16/08/2018 DG Sys Blr.

दिनांक: Monday, 6 January 2020.

Dated: Monday, 06 January 2020.

Advisory No :01/2020

Unblocking of E-Way Bill

विषय Subject : E- Way Bill - Issue of Advisory on availability of commissionerate wise list of units blocked and un-blocked in Antarang - Reg.

2020 New year Greetings to all!!

It is informed that following the launch of un-blocking of e-way bill feature in ACES GST application, the MIS reports on the same are being developed. Meanwhile a Zip file containing the Commissionerate wise list of blocked and un-blocked GSTIN's in CSV/Excel files, is made available under e-Way bill folder updated on a daily basis in Antarang for all the CBIC GST officers to access. The users can access the link under the menu Groups->E-Way bill by following the procedure as given in the Annexure to this letter. Alternatively the users can click on the following link

<https://antarang.icegate.gov.in/communities/community/ewaybill>.

Each of the CSV/Excel file contains the following fields for each of the blocked GSTIN - Commissionerate, Division, Range, Administered by, GSTIN, Legal Name, Trade Name, Blocked Date, EWB 05 Date, EWB 06 Date, Unblocked Date. The users may make use of filters in the excel/csv to generate various reports pertaining to Blocked GSTIN's such as

1. Commissionerate, Division and Range wise list of blocked GSTIN's at Pan India level.
2. Centre/State wise segregation of the list
3. GSTIN's that are unblocked due to filing of returns
4. GSTIN's that are unblocked due to issuance of EWB-06 order.
5. GSTIN's that were issued EWB-06 rejection order.
6. GSTIN's blocking and unblocking history.

Note: Discrepancy if any noticed in the data, may be informed to this directorate

भवदीय, Yours Faithfully,

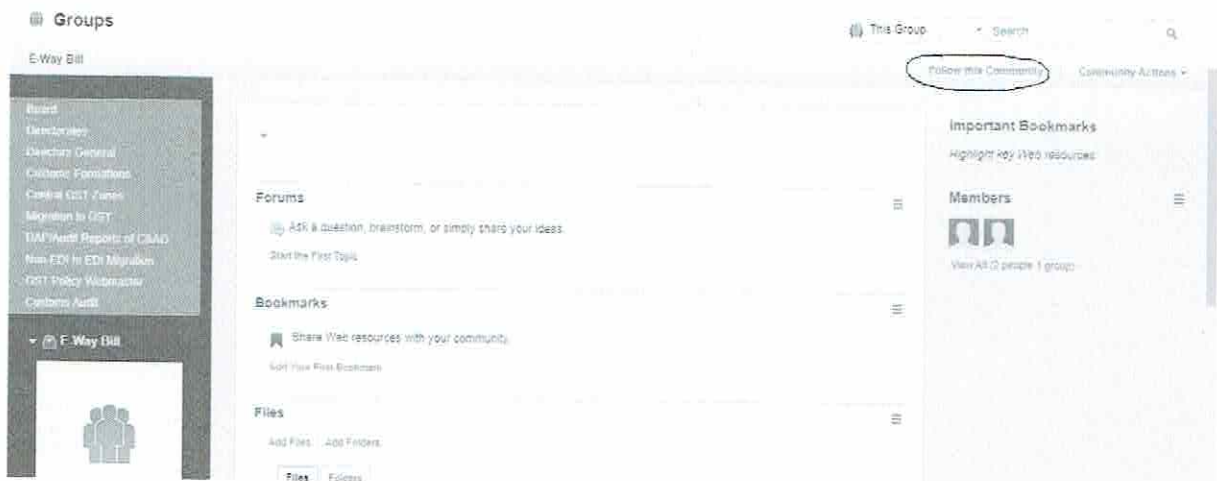

(R. SRI RAM)

अपर महानिदेशक /

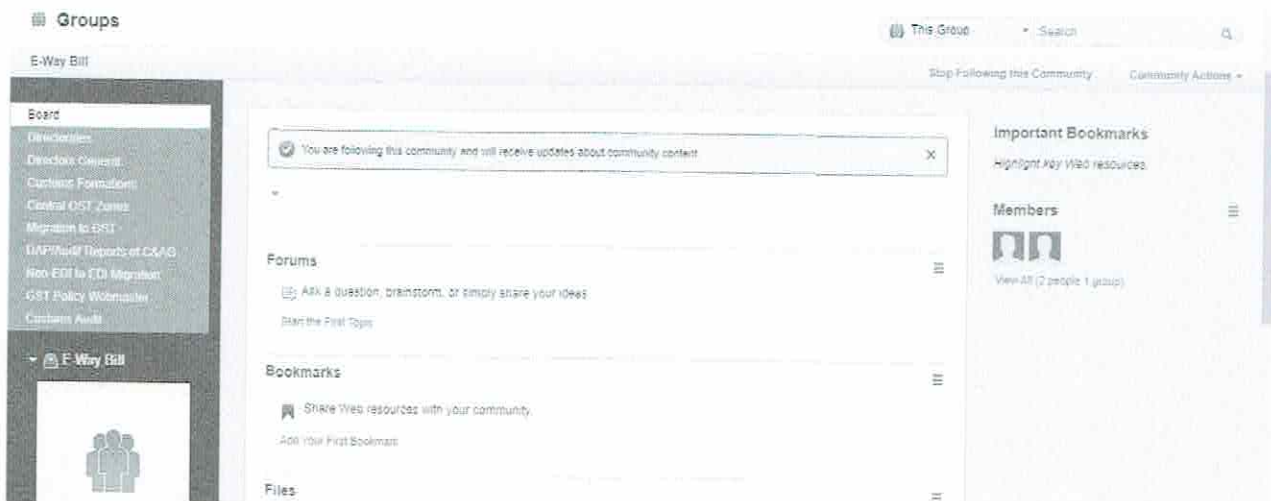
ADDITIONAL DIRECTOR GENERAL

Annexure

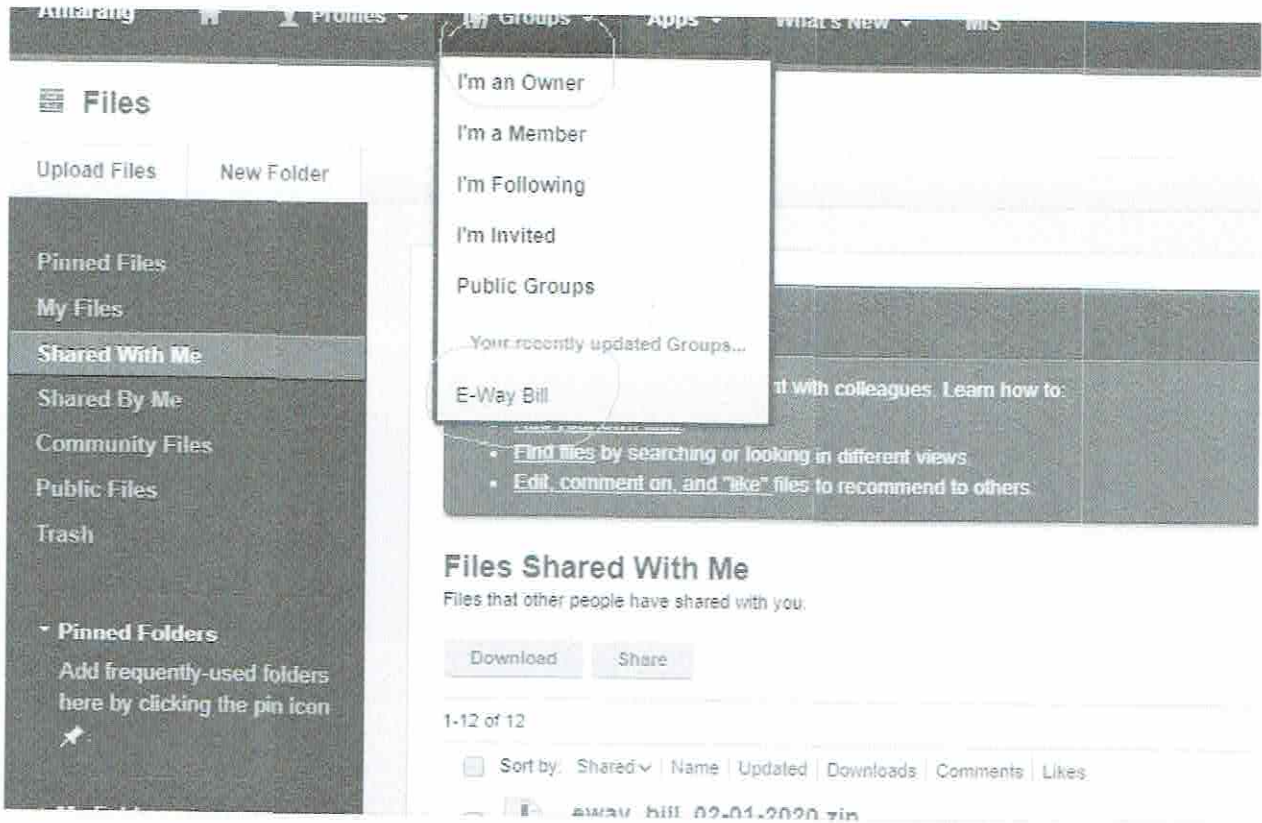
1. Step 1: Click on the link-
<https://antarang.icegate.gov.in/communities/community/ewaybill>.
2. The system will ask for ICEGATE login credentials
3. After successfully entering the credentials the system shall open the screen as given below. Click on the "Follow this community" link at the top right as shown below



4. The system will show successful message as given below



5. Now visit the homepage, and search the “Groups->E-Way Bill” menu item as given below to view the daily Zip file containing commissionerate wise blocked/un-blocked GSTIN list.



6. Once the user completes addition of “E-Way Bill” to the “Groups” Menu item, daily updated zip file containing commissionerate wise blocked and un-blocked GSTIN’s can be viewed.